Multiple District 332

As of October 2026 Cumulative

Year	New Clubs	Dropped Clubs	Gain/ Loss Clubs	New Members	Charter Members	Reinstate Members	Transfer Members	Total Member Added	Total Members Dropped	Gain/ Loss Members
2022-2023	4	5	-1	613	94	7	9	723	882	-159
2023-2024	3	6	-3	771	76	14	10	871	1,110	-239
2024-2025	4	8	-4	627	106	43	28	804	1,094	-290
2025-2026	4	7	-3	613	95	21	6	735	969	-234
2026-2027	0	5	-5	291	3	6	19	319	213	106
Average	**3**	**6**	**-3**	**583**	**75**	**18**	**14**	**690**	**854**	**-163**

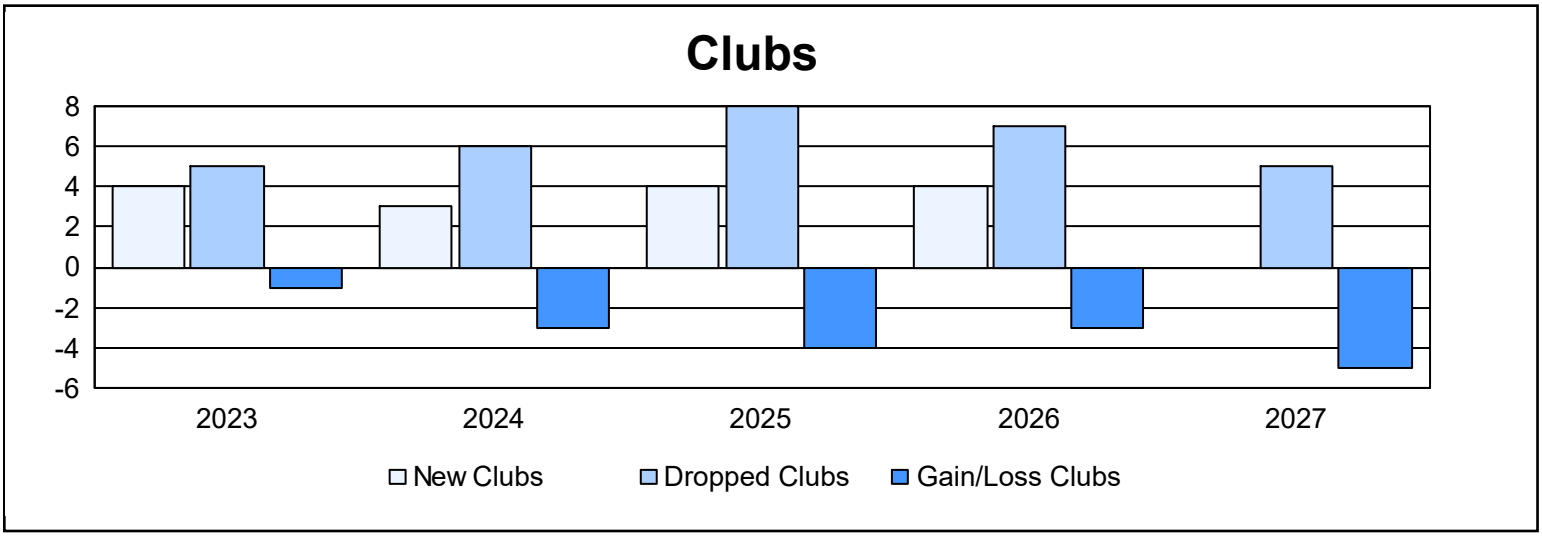

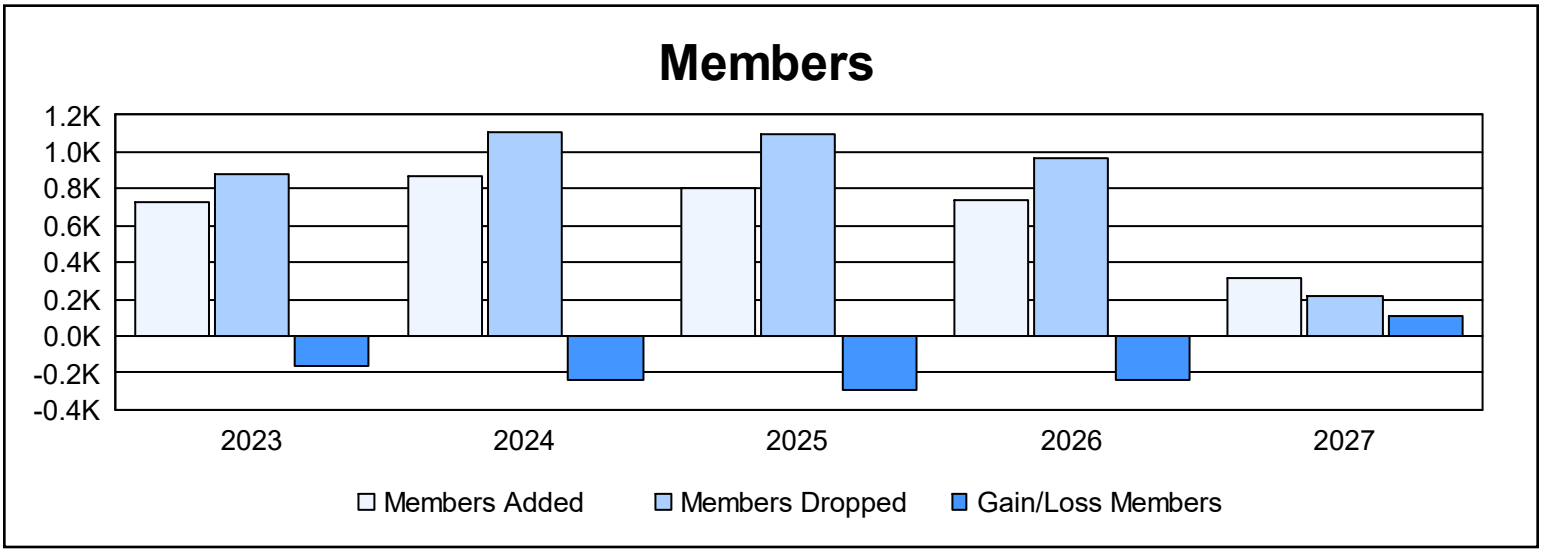

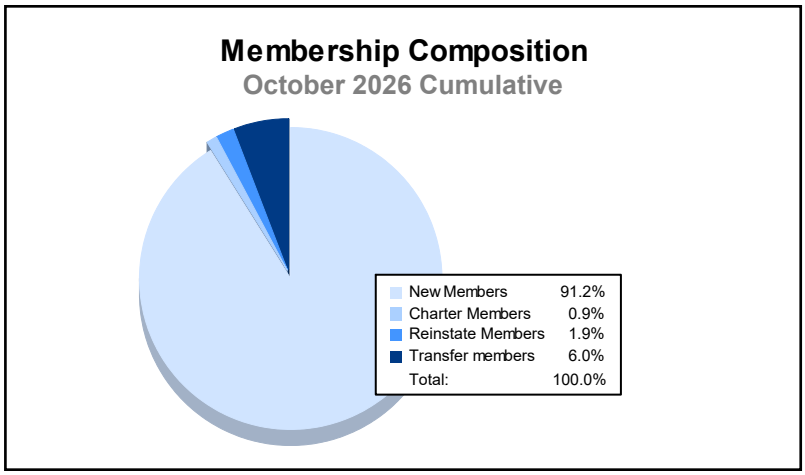
Membership Composition
October 2026 Cumulative
New Members 91.2%
Charter Members 0.9%
Reinstate Members 1.9%
Transfer members 6.0%
Total: 100.0%

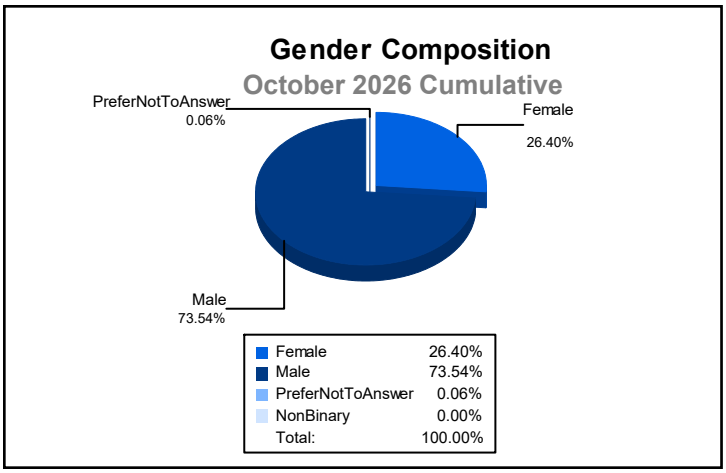
Gender Composition
October 2026 Cumulative
PreferNotToAnswer
0.06%
Female
26.40%
Male
73.54%
Female 26.40%
Male 73.54%
PreferNotToAnswer 0.06%
NonBinary 0.00%
Total: 100.00%